

# High Volume PS300f

www.pressuresealmachines.com



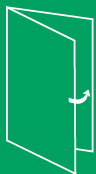
The PS300 is the ideal system for processing medium to heavy volumes. Tabletop design allows for easy operation in a convenient office location. It has standard large paper hopper and conveyor, reducing operator form handling. Paper flow is electronically monitored and the system will automatically shut down in the event of any interruption; operations can resume immediately without disrupting document sequence or count. In addition, an out feed counter is a standard feature, to allow easy calculation of processed documents.

## Technical Specification

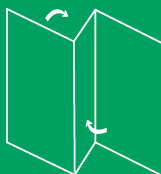
|                     |   |
|---------------------|---|
| Processing speed    | Up to 14,000 forms per hour                                     |
| Monthly Duty Cycle  | 250,000   |
| Form size           | Max. Width 11-3/4" x Max. Depth 17"                             |
| Fold configurations | V, C, Z, Eccentric Z, Double Parallel and 1-Part 2-Way          |
| Paper weights       | Up to 32 lb.  |
| Sealer              | Integral 4 roller system  |
| Size                | L 50-1/2" x W 20-7/8" x H 15"                                   |
| Weight              | 280 lbs.  |
| Power               | 115v AC, 60Hz, 6 amps   |
| Warranty            | 90 days   |
| Features            | Outfeed counter fitted as standard, photo-eye conveyor included |

**Optional Accessories:** Cabinet/Stand with Storage, Vertical Stacker Outfeed

3/2011



V-Fold



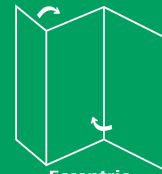
Z-Fold



C-Fold



Double Parallel



Eccentric Z-Fold



1-Part 2-Way